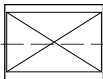


RH 1/5 ERDGESCHOSS



WÄRMEPUMPE/
AUSSENEINHEIT



1.20

RBL 1.80
1.20

KÜCHE
an
F: 2.27M²

KÜCHE
Melan
F: 8.27M²

AR
Melan
F: 2.31M²

AR
Melan
F: 2.31M²

DIELE
Keramik
F: 5.08M²

RH 1/5

±0.00

±0.00

WC
Keramik
F: 1.85M²

RBL 80
60

MMER

ESS-/WOHNZIMMER
Melan
F: 27.69M²

STL 100
140

LAGER
Biohort L
F: 5.72M²

LAGER
Biohort L
F: 5.72M²

LOGGIA
Betonplatten
F: 7.27M²

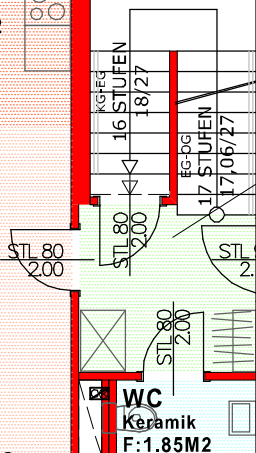

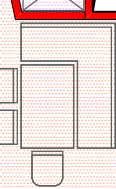
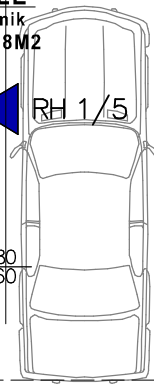
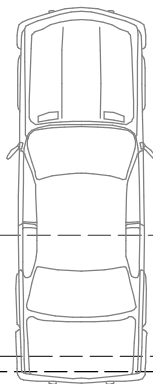
LOGGIA
Betonplatten
F: 7.27M²

TERRASSE
Betonplatten
F: 8.62M²

RBL 1.10
2.30

RBL 1.10
2.30

RBL 1.90
1.50



STL 80
2.00

KGEG
16 STUFEN
1.8/2.7

EG-EG
17 STUFEN
1.7/0.6/2.7

STL 80
2.00

STL 80
2.00

